

Wall Panel

# Reed

Drown out distraction

Drown out distraction, enjoy the view. Reed's graceful panels create soft, undulating textures that break the acoustic mold. Create different panoramic effects based on profile widths, or dynamically mix sizes (colors and textures too). This design speaks louder than words, with acoustic performance that makes any space sing.



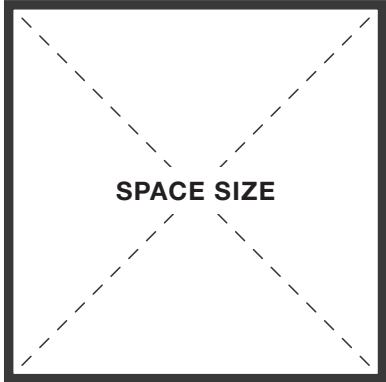
Image by Imperfct\*

# How To Specify

## Key Information

Reed can be a single profile across a continuous span, or mix and match profiles, color, and texture. Consider these questions as you design your layout.

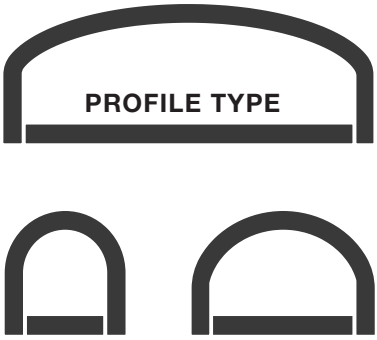
**1**



SPACE SIZE

What are the dimensions of the space?

**2**




PROFILE TYPE

What profile type fits your design?

PAGE 3

**3**




LAYOUT TYPE

Does your layout change directions?

PAGE 4

**4**




TYPE MIX

Does your layout use a single profile or mix multiple profiles?

PAGE 6

**5**




COLOR

What is the color or texture?

PAGE 10-11

**6**



COLOR MIX

Does your layout use a single color or mix multiple colors?

PAGE 7



# Dimensions

Standard Panel Widths	12"W, 24"W
Reed Profiles	2"W, 3"W, 6"W
	Reed can be specified with more than one profile type per panel. See our Type Mix page for more details.
Standard Panel Depth	2"D
Variable Length	10"L Min - 120"L Max

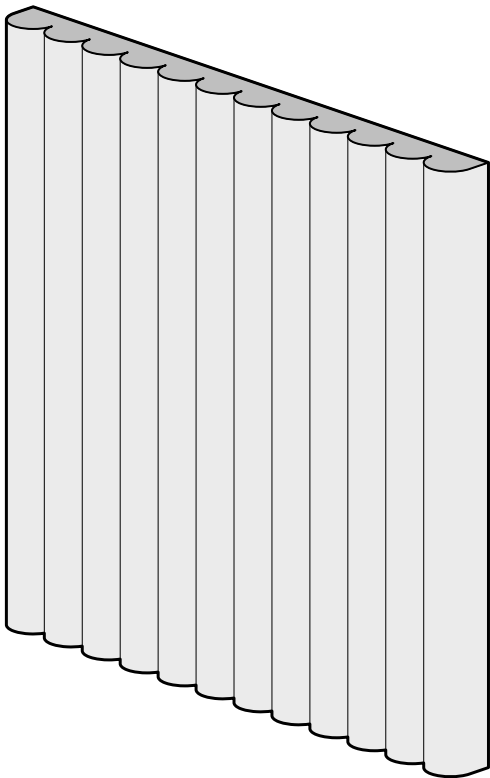
## Connection Options

Standard Connection	Z-Clip
Connection By Others	Construction adhesive

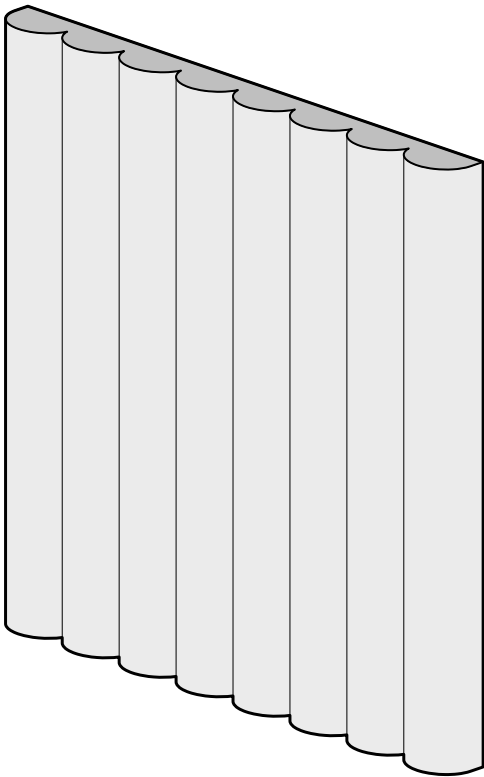
## Color

9mm Palette	Any of our 9mm felt colors and textures can be used for Reed.
Color Match	Don't see a color you like? Turf can match just about any color using our UV printing process.
Multi-color Layout	Interested in a multi-color layout? Our Color Mix page can show you options and details.

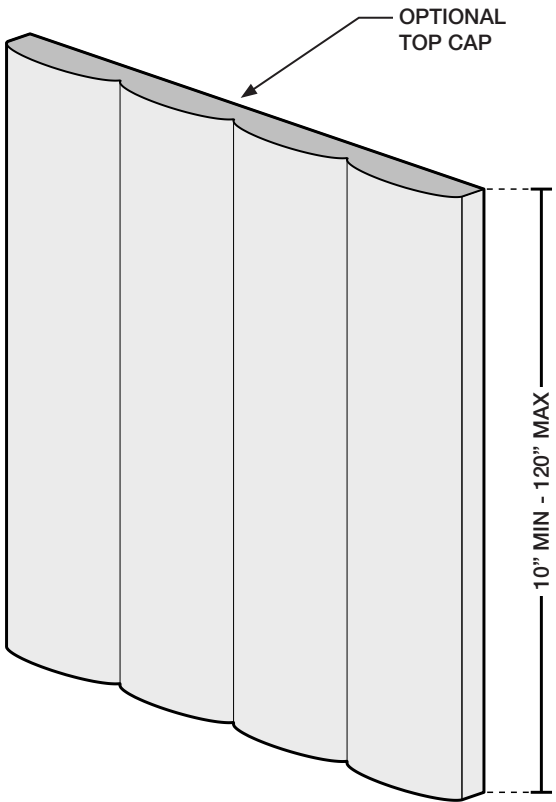
2" PROFILE



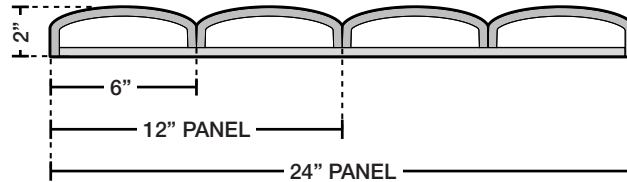
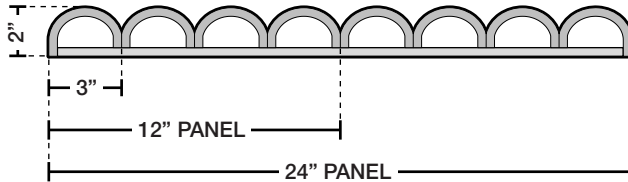
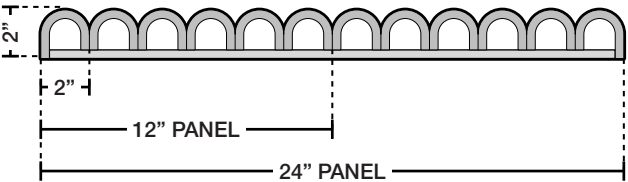
3" PROFILE



6" PROFILE



PANEL PLANS



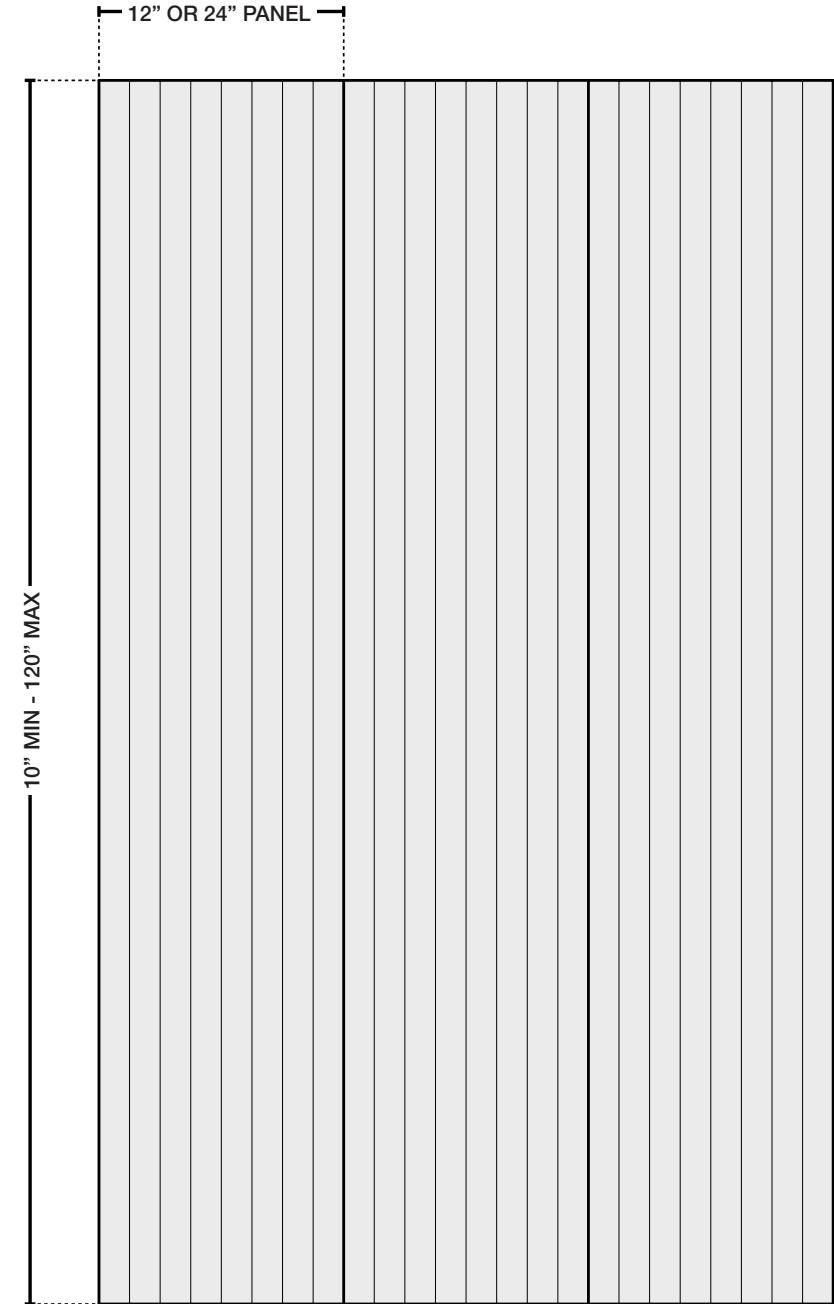
ALL DIMENSIONS NOMINAL UNLESS NOTED OTHERWISE



# Typical Layout Options


## Vertical

A vertical layout—with panels running top to bottom—is classic and commonly used. This layout offers an elegant, understated look.



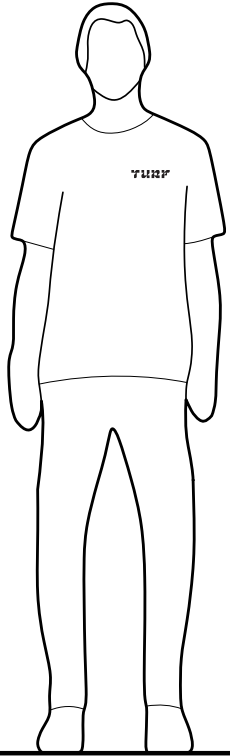
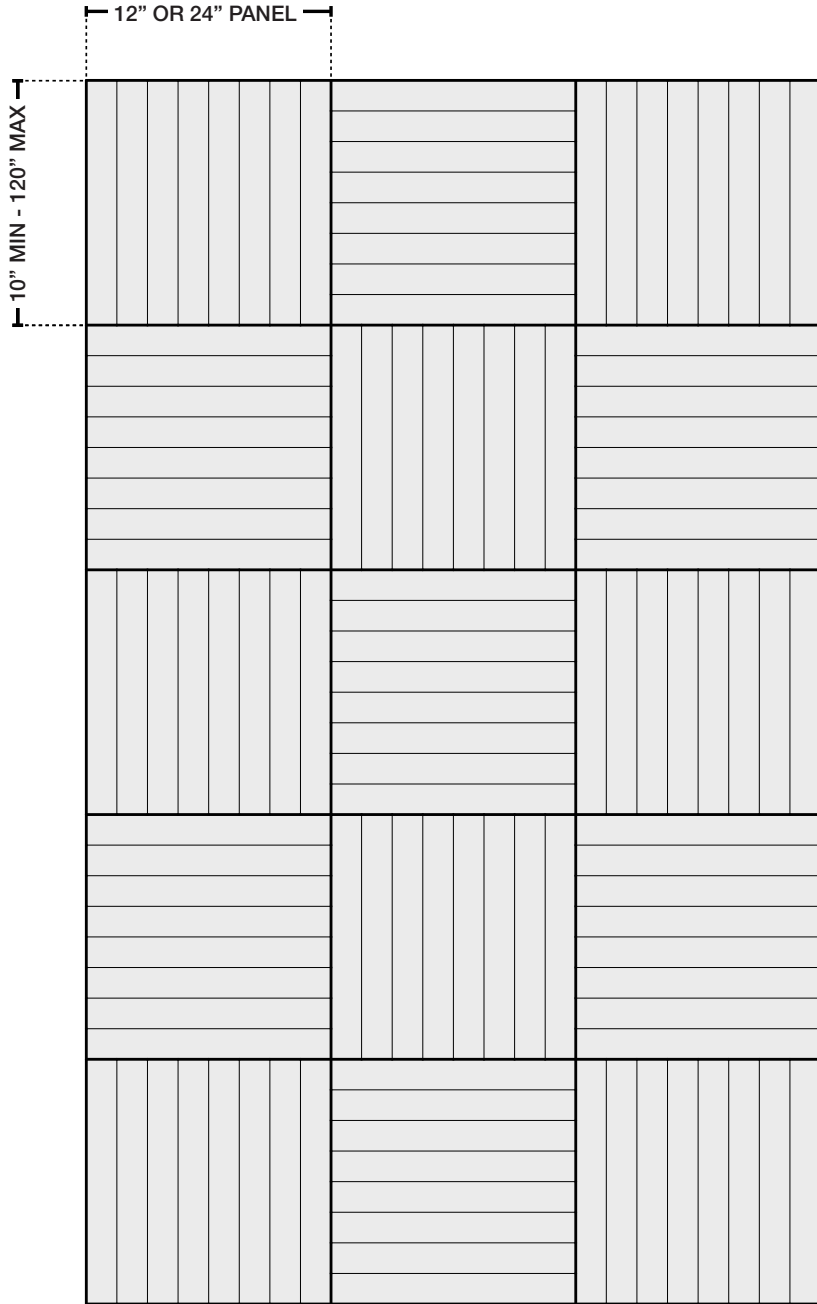
## Horizontal

A horizontal layout—with panels running side to side—is simple twist. This layout also offers an elegant, understated look.



## Crosshatch

A crosshatch layout—mixing the direction of panels—creates a dynamic textural effect. This layout offers additional visual interest.



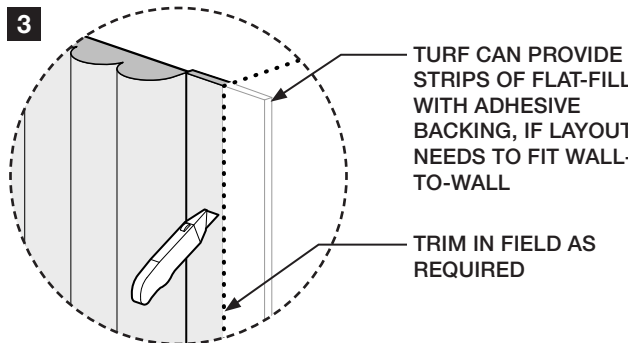
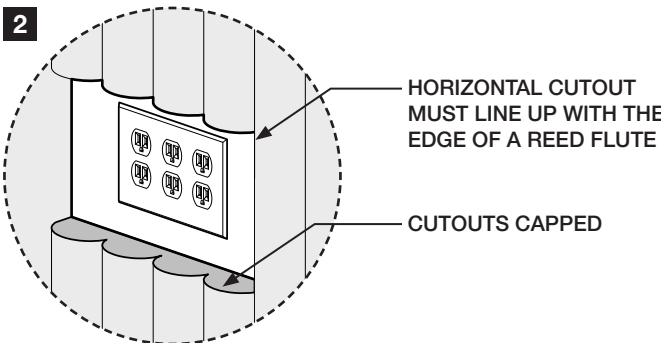
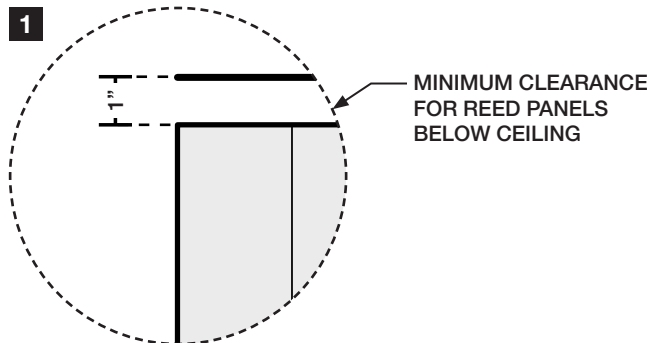
ALL LAYOUT OPTIONS ARE COMPATIBLE WITH ANY REED PROFILE

# Layout Considerations

**Clearance**

1" clearance at the top of panels is factored into all Reed layouts by our design team.

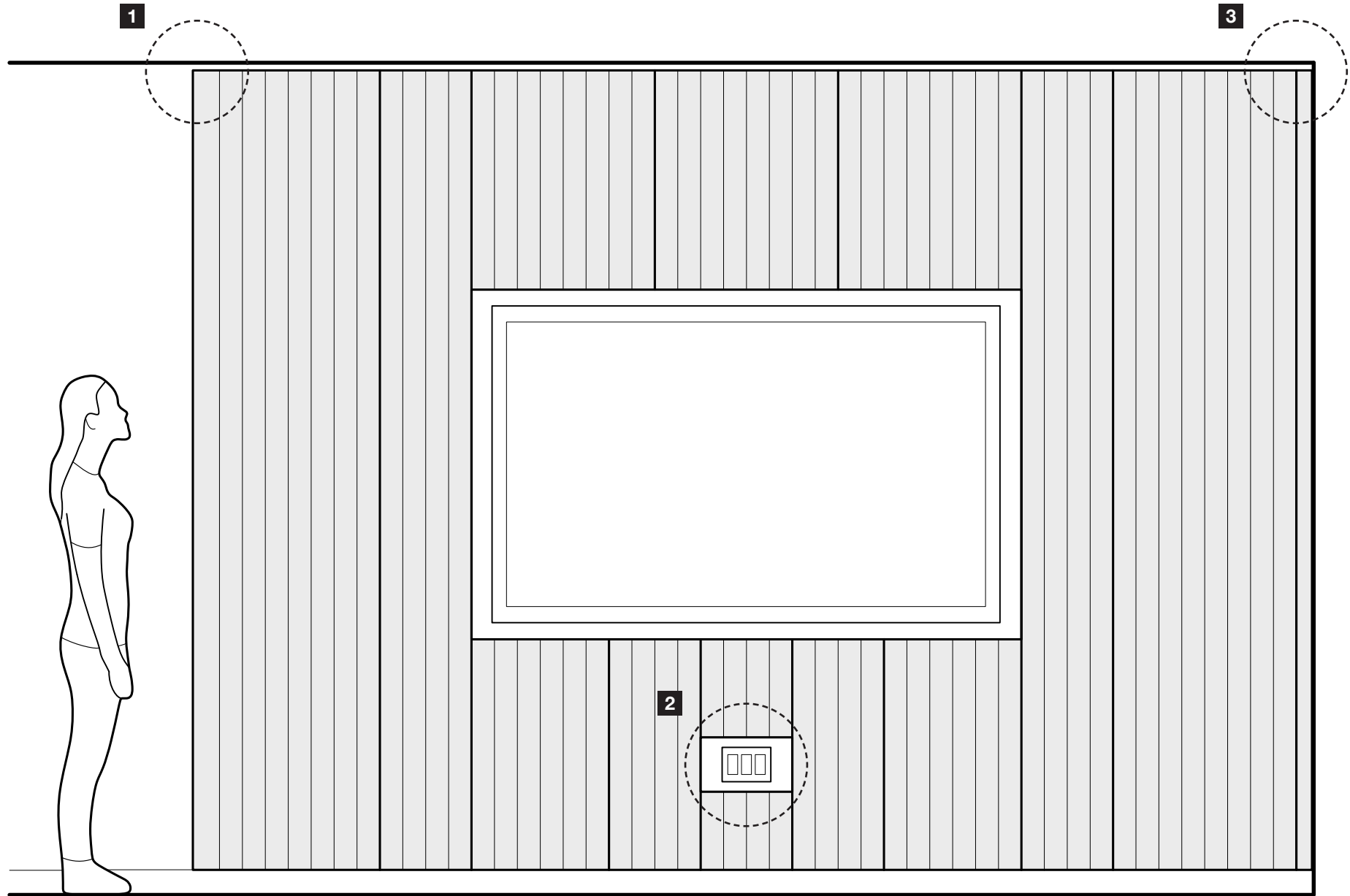
This clearance allows installers to lift z-clips up-and-over during the installation process.



**Cutouts**

Using verified field dimensions, Turf's design team can provide custom cutouts for Reed panels.

Cutout customization must happen ahead of the Record Set issuance process—panels cannot be trimmed on site.



**Wall-To-Wall Layout**

Turf can provide additional, trimmable flat-fill with adhesive backing to help fit panels for wall-to-wall layouts.

The 9mm felt backing will match the color of the Reed layout.

REED CLASSIC - CUSTOM CUTOUT ELEVATION



# Type Mix

Combine

See how different profiles can work together to create unique textures.

## Patterns

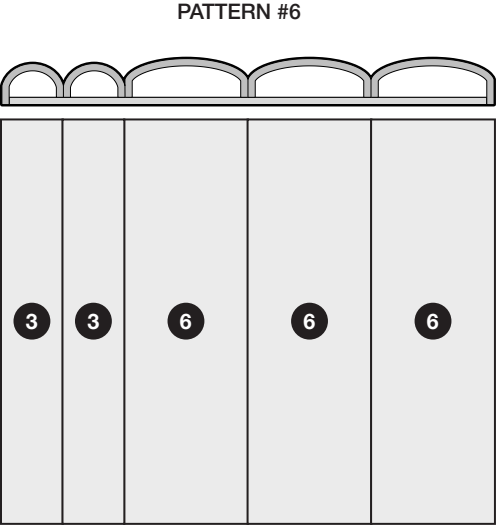
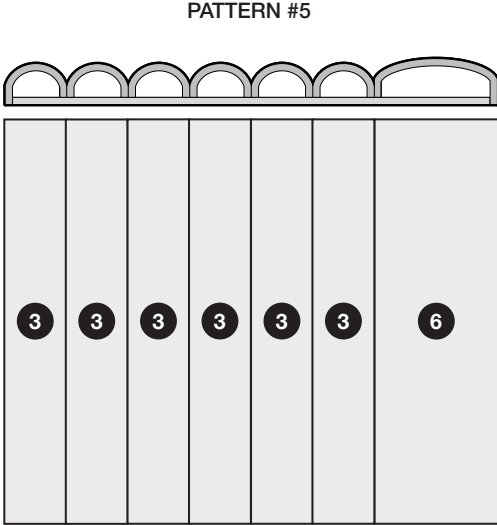
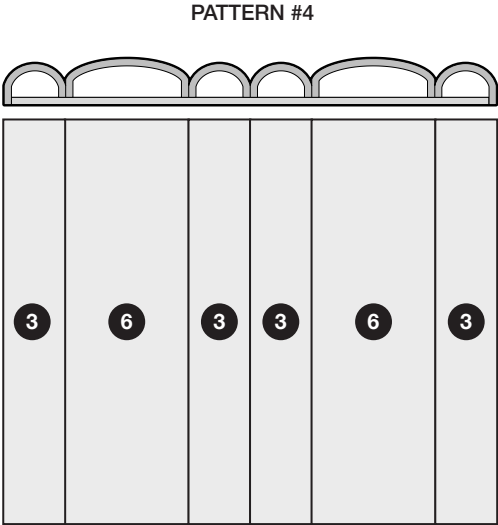
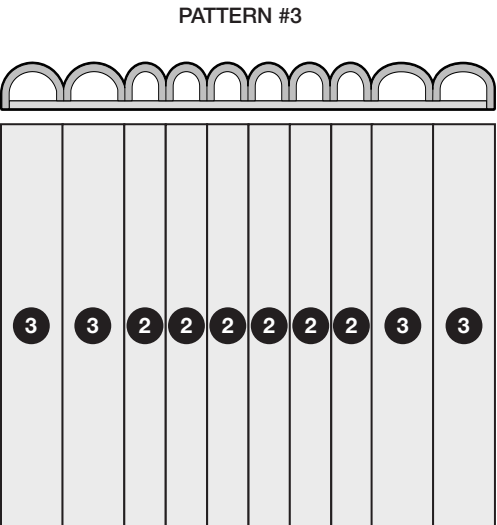
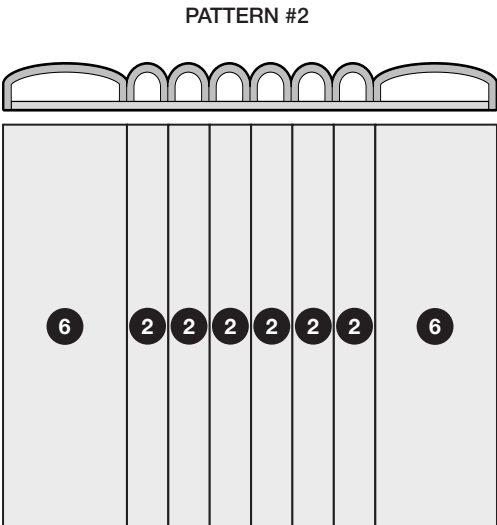
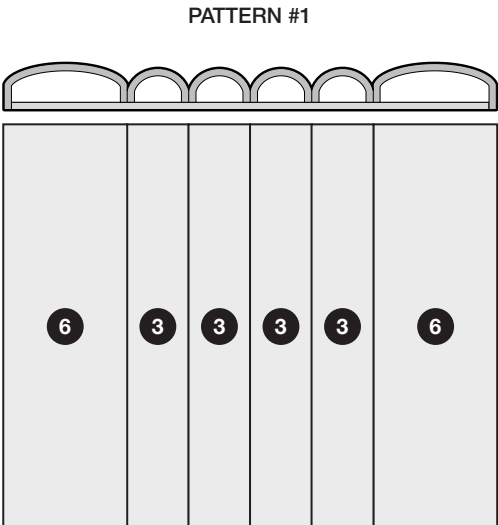
Typical Patterns

Turf offers a variety of pre-configured patterns to choose from.

Custom Patterns

Interested in a custom pattern? Reach out to our design team with your idea.

Please note, Reed panels can only be specified at 12" or 24" widths. While specifying a custom type mix layout, be mindful of profile widths.



# Color Mix

**Combine**

See how different colors can complement each other — explore Turf’s full palette.

The top cap color will mirror the color of each flute below.

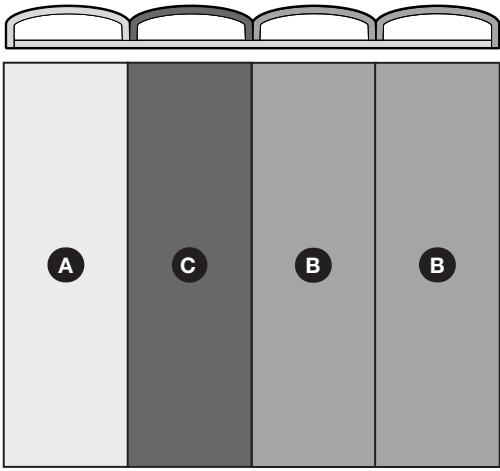
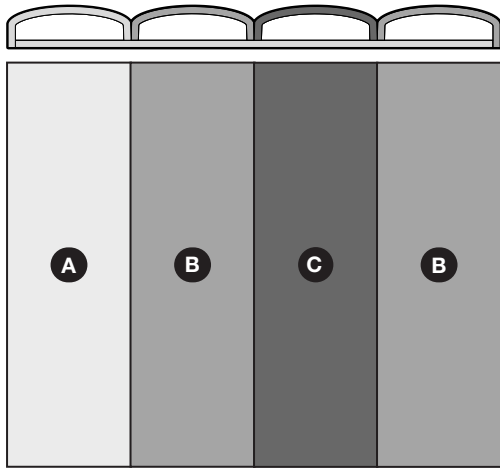
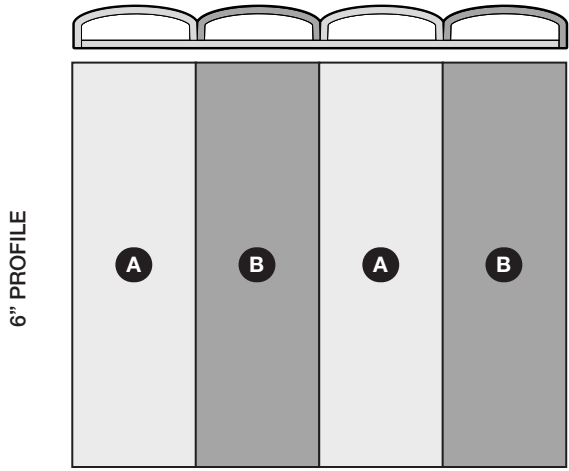
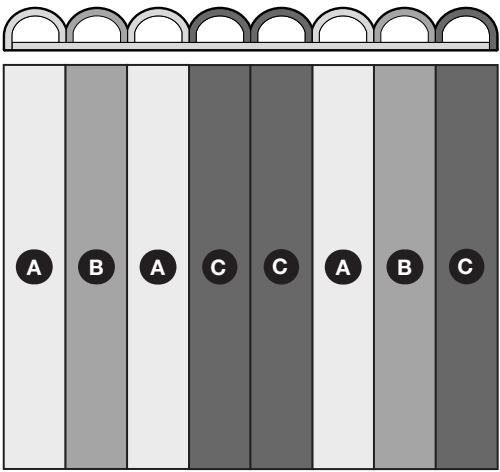
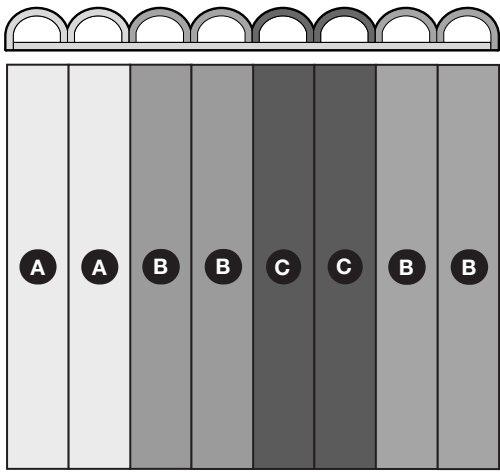
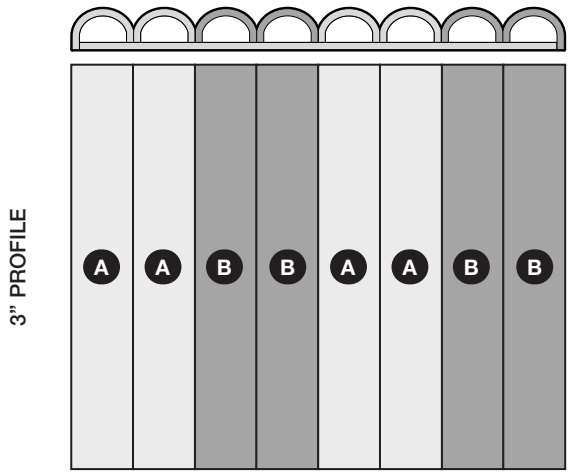
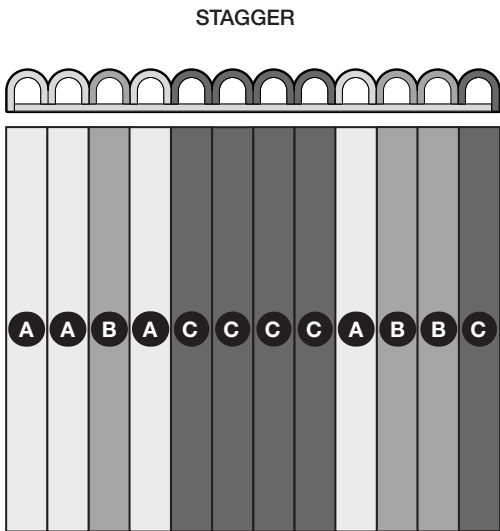
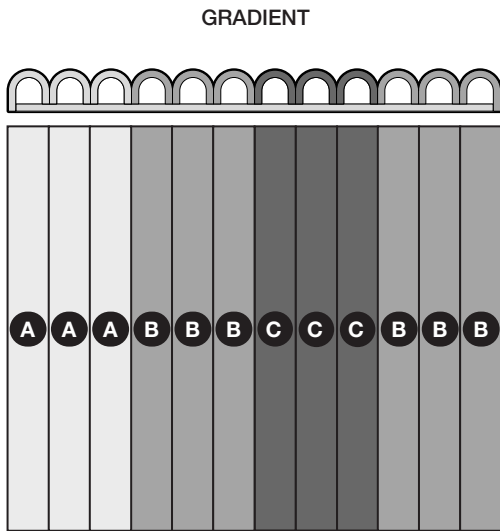
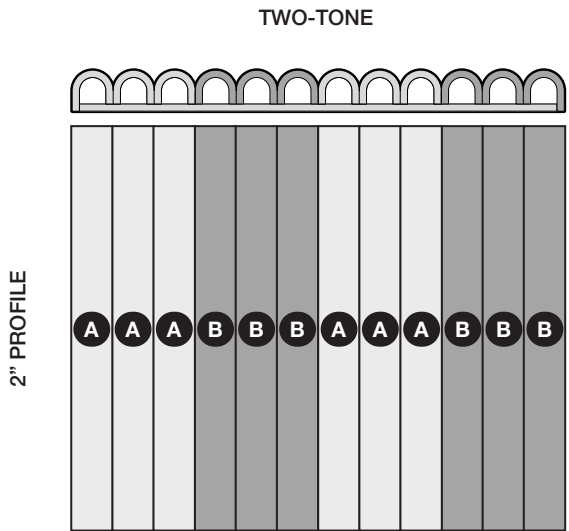
## Patterns

**Typical Patterns**

Turf offers a variety of pre-configured patterns to choose from.

**Custom Patterns**

Interested in a custom pattern? Reach out to our design team with your idea.



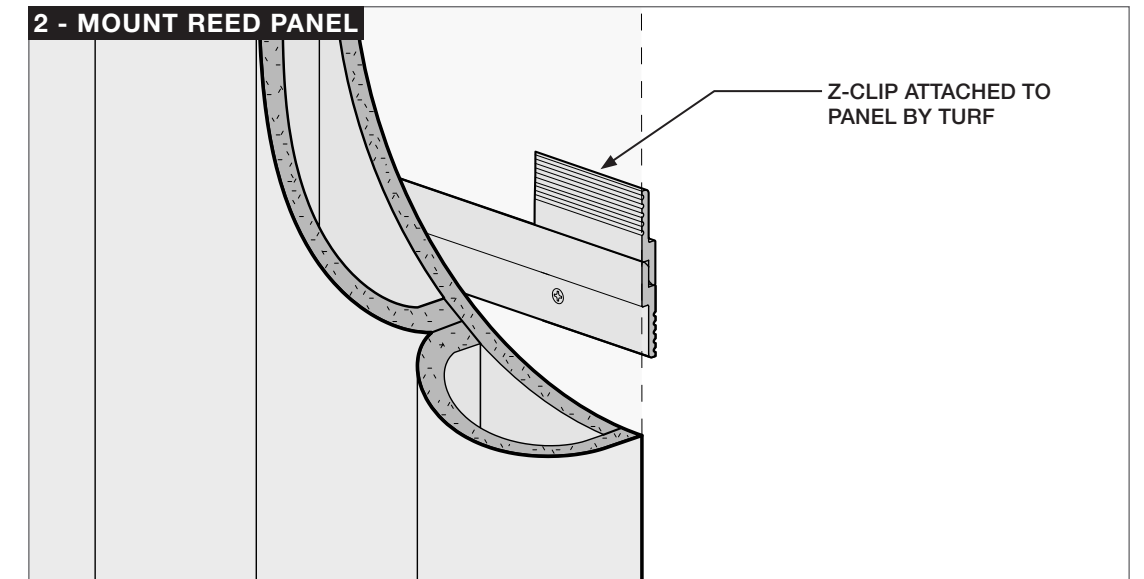
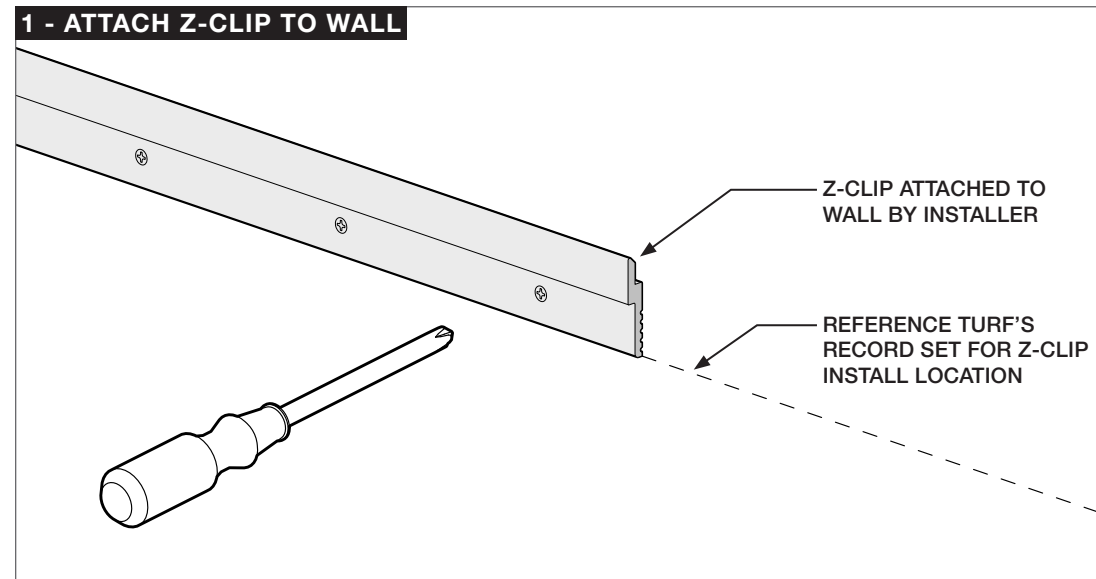
## Installation

Reed is designed to be quick and easy to install.

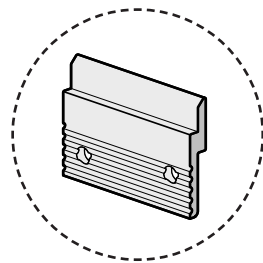
If you're using a standard z-clip connection, Turf installs a run of z-clip on the back of each Reed panel with additional 2" z-clips for mounting use by the installer.

Reed can also be requested without any additional connection hardware. Turf recommends standard construction adhesive by others be used during installation.

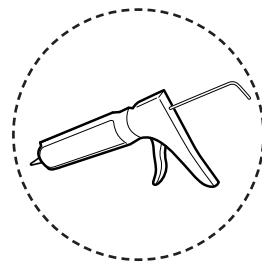
The installation instructions included are written for a typical z-clip installation.



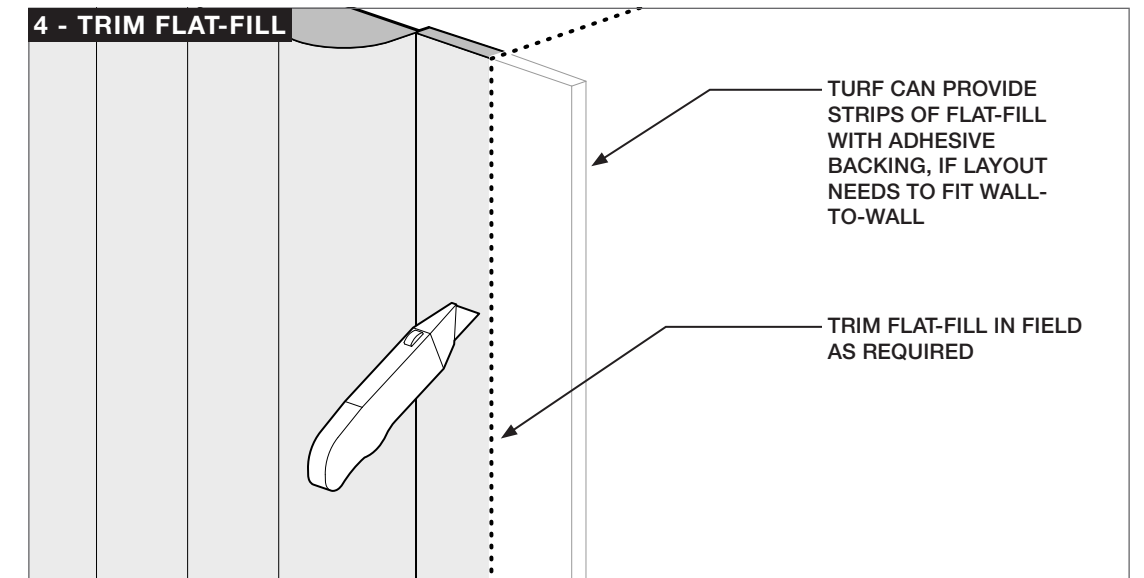
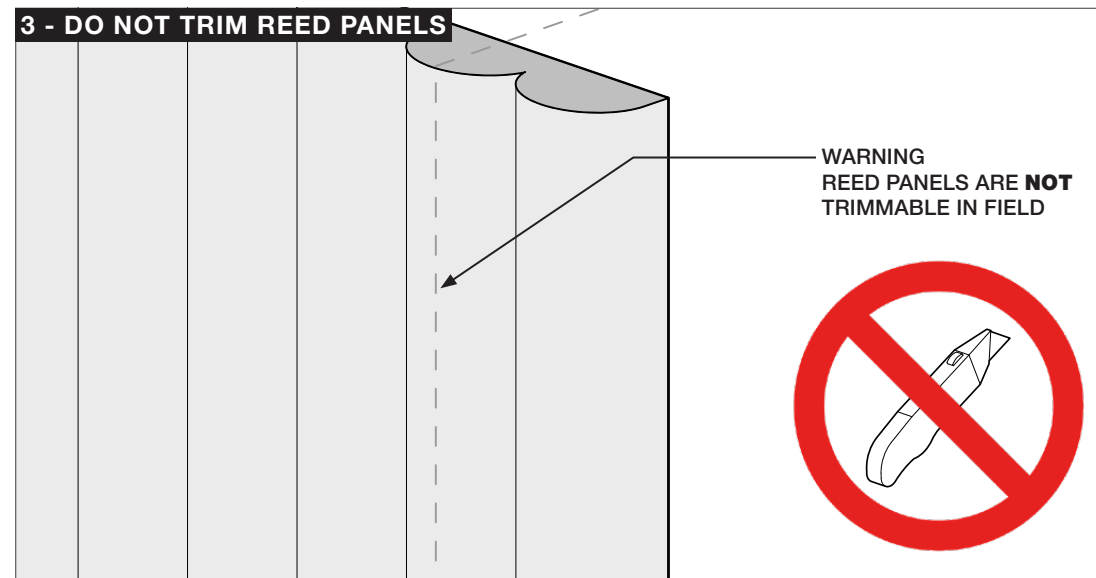
## Connection Options



Z-CLIP



CONSTRUCTION ADHESIVE BY OTHERS





## Tech

Acoustics	ASTM C423-17: Type A Mounting
Fire Rating	ASTM E-84 – Class A
VOC	ASTM D5116 Compliant

## Details

Lead Time	Check the Turf website for current lead times.
Warranty	Three (3) years
Maintenance	Vacuum to remove any particulate matter and air-borne debris or dust. Compressed air can be used to dust the material in difficult to reach areas for large assemblies. Contact us for more information relative to spot cleaning.
Weight	Turf products cannot support the weight of any other items in field.

## Acoustic Rating

2" Profile	NRC = 0.9
3" Profile	NRC = 0.9
6" Profile	NRC = 0.8

ASTM C423-17: Type A Mounting- The specimen mounting was laid directly against the test surface. Perimeter edges were sealed with metal framing.

## Certifications

**Declare.**



Image by Imperfect\*



Image by Imperfect\*



# 9mm Colors

Introducing Hues, our new 9mm color palette designed for the senses.

The 9mm PET felt board is used as our primary construction material. Select one of our coordinating neutrals to blend in, or go for a contrasting element with one of our hues.

The process used to create PET felt often results in a heathered effect where multiple tones are present. Slight variations in color should be expected when using this sustainable material.

**Felt Thickness**  
9mm +/-0.5 mm

Monitors and printers vary. Please request a material sample to verify felt colors.



10 TOPO GREEN



12 GRASSHOPPER



11 CELADON




63 SAFFLOWER



64 PLANTAIN




43 ORANGE CRUSH




18 ULTISOL




17 BLUSH



23 RED



15 MERLOT



50 IVORY



33 LUMINARY



83 HOLLAND OATS




82 BARLEY




34 TONAL TAUPE




35 BARK




28 INDIGO




30 CYAN




24 ROYAL BLUE



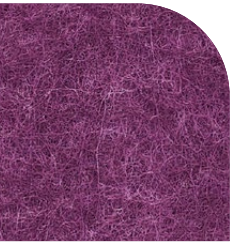
31 AZURE




27 JEAN JACKET



26 FADED DENIM



40 MAGENTA



41 DRIED LAVENDER




66 PEWTER



05 WHITE




01 CREAM




04 LIGHT GREY



98 STORM



09 DAMASCUS



06 CHARCOAL



07 BLACK





# 9mm Textures

Invite nature into your space with our wood-inspired textures. Digital printing on felt ensures a unique and realistic grain with virtually no repeats.

There is an additional product cost for Wood Textures.

Please note there is additional lead time for custom matching. Texture and customization will incur additional costs beyond our standard 9mm options.

**Felt Thickness**  
9mm +/-0.5 mm


**Monitors and printers vary.**  
Please request a material sample to verify felt colors.



D01 WHITE ASH



D02 SILVER TEAK



D03 CLEAR MAPLE



D04 WASHED ASH



D05 MEDIUM OAK



D06 PLANKED OAK



D07 DARK WALNUT



D08 BLACK PEAR